

2025



XCOMP
PERFORMANCE TIRES

PERFORMANCE TIRE CATALOG AND MEDIA DECK

**WE DIDN'T INVENT TIRES,
WE JUST MAKE THEM BETTER.®**



**BEST TIRES IN
THE INDUSTRY**

XCOMP
PERFORMANCE TIRES

**RACE
PROVEN
TIRES**






FOUNDED IN 1982, WE ARE A PRIVATELY HELD COMPANY AND WELL RESPECTED LEADER IN THE TIRE INDUSTRY. WE'RE COMMITTED TO HELPING OUR CUSTOMERS EXPAND THEIR MARKET'S PROFITABILITY BY PROVIDING QUALITY PRODUCTS AT COMPETITIVE PRICES.

X COMP® PERFORMANCE TIRES SPECIALIZES IN LIGHT TRUCK, HIGH PERFORMANCE, UTV, AND GOLF CART APPLICATIONS. WHETHER YOU ARE OFF-ROADING, TRAIL RIDING, UTILIZING A TRACK DAY, OR ON THE GOLF COURSE, X COMP® PERFORMANCE TIRES HAS YOU COVERED!

FROM THE INITIAL STAGES OF DEVELOPMENT, THE ENTIRE X COMP® LINEUP HAD ONE GOAL: TO MEET AND EXCEED THE HIGHEST PERFORMANCE STANDARDS OF THE MOTORSPORTS INDUSTRY.

WITH OUR CUTTING EDGE, PATENTED TECHNOLOGY, X COMP® PERFORMANCE TIRES ARE BUILT FOR CONSUMERS AND RACERS THAT EXPECT THE HIGHEST QUALITY AND RELIABILITY OUT OF THEIR TIRES. COME EXPERIENCE THE DIFFERENCE WITH X COMP® PERFORMANCE TIRES!







XCOMP PERFORMANCE TIRES

- 08** **XCOMP M/T**
- 12** **XCOMP X/T**
- 16** **XCOMP A/T**
- 26** **XCOMP H/P**
- 34** **XCOMP ATR**
- 38** **XCOMP A/T ATR**
- 42** **XCOMP R/S**
- 46** **XCOMP GOLF X/T**
- 52** **XCOMP H/P AS1**
- 54** **XCOMP H/T AS11**
- 56** **XCOMP EVENTS**

**RACE
PROVEN
TIRES**

TABLE OF CONTENTS



XCOMP M/T

AGGRESSIVE IS AN UNDERSTATEMENT, THIS TIRE IS A BEAST! MAXIMUM TRACTION AND GRIP ON THE SHOULDER AREA OF THE TIRE, WHEN IT'S NEEDED MOST!

HIGH PERFORMANCE COMPOUND

FEATURES IMPROVED WET AND DRY TRACTION AS WELL AS EXCELLENT WEAR AND TEAR RESISTANCE, ESPECIALLY IN HARSH OFF-ROAD CONDITIONS.

TREAD BLOCK CORNERS

CONTOURED CORNERS OF THE INNER RIB BLOCKS GIVE INCREASED DRIVING STABILITY IN CONTROL ON UNPAVED ROAD CONDITIONS. RIB BLOCK DESIGNED FOR EFFECTIVE SELF-CLEANING.

SHOULDER STABILITY AND SIDEWALL DESIGN

AGGRESSIVE TREAD AND SIDEWALL DESIGN ENHANCES TRACTION IN ALL OFF-ROAD CONDITIONS. REINFORCED SHOULDER GROOVES ADD ADDITIONAL PERFORMANCE WITHOUT COMPROMISING TREAD BLOCK STIFFNESS.



XCOMP M/T



M/T FEATURES AND SIDEWALL DESIGN

- AGGRESSIVE IS AN UNDERSTATEMENT, THIS TIRE IS TRULY A BEAST!
- MAXIMUM GRIP ON THE SHOULDER AREA OF THE TIRE WHEN IT'S NEEDED MOST!
- OFFERS SUPERIOR OFF-ROAD PERFORMANCE WHILE DELIVERING A SMOOTH, QUIET RIDE.
- COVERED BY U.S. PATENT#: D808.895 S
- 100% FREE REPLACEMENT WARRANTY
- 30 DAY SATISFACTION WARRANTY
- FREE ROAD HAZARD PROTECTION
- M&S RATED







XCOMP M/T SIZES AND SPECS

TIRE SIZE	LOAD INDEX (S/D)	SPEED SYMBOL	PLY	OVERALL DIAMETER (IN)	SECTION WIDTH (IN)	TREAD DEPTH (32NDS)	LOAD CAPACITY (S/D) LBS
31X10.50R15LT	109	Q	6	30.5	10.6	19	2270
35X12.50R15LT	118	Q	8	34.5	12.5	19	2910
LT265/75R16	123/120	Q	10	31.7	10.5	19	3415/3085
LT285/75R16	126/123	Q	10	32.8	11.3	19	3750/3415
33X12.50R17LT	126	Q	10	32.5	12.5	20	3750
35X12.50R17LT	126	Q	10	34.5	12.5	20	3750
37X13.50R17LT	131	Q	10	36.5	13.6	20	4300
40X13.50R17LT	131	Q	10	39.5	13.6	20	4300
42X14.50R17LT	121	Q	6	41.5	14.4	20	3195
LT265/70R17	123/120	Q	10	31.7	10.7	19	3195/2910
LT285/70R17	121/118	Q	10	32.8	11.5	19	3195/2910
LT285/75R17	121/118	P	10	33.9	11.3	19	3195/2910
LT295/70R17	128/125	P	12	33.3	11.8	19	3970/3640
LT315/70R17	121/118	P	12	34.4	12.7	19	3195/2910
33X12.50R18LT	121	Q	12	32.5	12.5	20	2910
35X12.50R18LT	128	Q	12	34.5	12.5	20	3970
LT275/70R18	125/122	P	10	33.2	11.0	19	3640/3305
LT285/65R18	125/122	Q	10	32.6	11.5	19	3640/3305
33X12.50R20LT	114	Q	12	32.5	12.5	20	2600
35X12.50R20LT	125	Q	12	34.5	12.5	20	3640
37X13.50R20LT	128	Q	12	36.5	13.6	20	3970
40X13.50R20LT	128	Q	10	39.5	13.6	20	3970
LT295/55R20	123/120	P	10	32.8	12.2	19	3415/3085
LT295/60R20	126/123	P	10	33.9	11.8	19	3750/3415
LT295/65R20	129/126	P	10	35.1	11.8	19	4080/3750
LT305/55R20	125/122	Q	12	33.2	12.4	19	3640/3305
33X12.50R22LT	114	Q	12	32.5	12.5	20	2600
35X12.50R22LT	121	Q	12	34.5	12.5	20	3195
37X13.50R22LT	128	Q	12	36.5	13.6	20	3970
35X12.50R24LT	117	Q	10	34.5	12.5	20	2835
37X13.50R24LT	124	Q	12	36.5	13.6	20	3525
37X13.50R26LT	117	Q	10	36.5	13.6	20	2835

All X COMP M/T'S COVERED BY U.S. PATENT NO: D808,895 S



XCOMPTIRES.COM



800.944.8414



@XCOMP_TIRES



XCOMP X/T

THE ULTIMATE CROSSOVER BETWEEN AN M/T AND A/T, THE X/T WILL DELIVER SUPERIOR DAILY DRIVING PERFORMANCE WHILE MAINTAINING THE AGGRESSIVE AESTHETIC FOR ANY LIGHT TRUCK.

HIGH PERFORMANCE COMPOUND

FEATURES IMPROVED WET AND DRY TRACTION AS WELL AS EXCELLENT WEAR AND TEAR RESISTANCE, ESPECIALLY IN HARSH OFF-ROAD CONDITIONS.

CUTTING EDGE TREAD DESIGN

SHOULDER TREAD BLOCKS DESIGNED SPECIFICALLY FOR NOISE REDUCTION WHILE MAINTAINING SUPERIOR OFF-ROAD PERFORMANCE AND DAILY DRIVING SUPPORT.

PATENTED SIDEWALL DESIGN

AGGRESSIVE SIDEWALL FOR ENHANCED PROTECTION AND TRACTION. REINFORCED SHOULDER GROOVES ADD ADDITIONAL PERFORMANCE WITHOUT COMPROMISING TREAD BLOCK STIFFNESS.



XCOMP X/T



*50,000 MILEAGE WARRANTY FOR P METRIC SIZES

X/T FEATURES AND SIDEWALL DESIGN

- THE ULTIMATE CROSSOVER BETWEEN THE M/T AND A/T.
- THE X/T WILL DELIVER SUPERIOR DAILY DRIVING PERFORMANCE WHILE MAINTAINING THE AGGRESSIVE AESTHETIC FOR ANY LIGHT TRUCK.
- SHOULDER TREAD BLOCKS DESIGNED FOR NOISE REDUCTION AND AN AGGRESSIVE SIDEWALL FOR ENHANCED PROTECTION AND TRACTION.
- COVERED BY U.S. PATENT#: D973,576 S
- 100% FREE REPLACEMENT, 30 DAY SATISFACTION WARRANTY
- FREE ROAD HAZARD PROTECTION
- 45,000 MILE WARRANTY (50,000 FOR P METRIC SIZES)
- 3 PEAK SNOW RATED!







XCOMP X/T SIZES AND SPECS

TIRE SIZE	LOAD INDEX (S/D)	SPEED SYMBOL	PLY	OVERALL DIAMETER (IN)	SECTION WIDTH (IN)	TREAD DEPTH (32NDS)	LOAD CAPACITY (S/D) LBS
LT265/75R16	123/120	Q	10	31.7	10.5	16	3415/3085
33X12.50R17LT	126	Q	10	32.5	12.5	18	3750
35X12.50R17LT	126	Q	10	34.5	12.5	18	3750
37X12.50R17LT	124	Q	8	36.5	12.5	18	3525
40X13.50R17LT	131	Q	10	39.5	13.6	18	4300
LT285/70R17	121/118	Q	10	32.8	11.5	16	3195/2910
LT295/70R17	121/118	Q	10	33.3	11.8	16	3195/2910
33X12.50R18LT	122	Q	12	32.5	12.5	18	3305
35X12.50R18LT	128	Q	12	34.5	12.5	18	3970
LT275/70R18	125/122	Q	10	33.2	11.0	16	3640/3305
LT295/70R18	129/126	Q	10	34.3	11.8	16	4080/3750
33X11.50R20LT	118	Q	10	32.5	11.4	18	2910
33X12.50R20LT	119	Q	12	32.5	12.5	18	3000
35X12.50R20LT	125	Q	12	34.5	12.5	18	3640
37X13.50R20LT	128	Q	12	36.5	13.6	18	3970
40X13.50R20LT	128	Q	10	39.5	13.6	18	3970
LT275/65R20	126/123	Q	10	34.1	11.0	16	3750/3415
LT285/55R20	122/119	Q	10	32.4	11.7	16	3305/3000
LT285/60R20	125/122	Q	10	33.5	11.5	16	3640/3305
LT295/55R20	123/120	Q	10	33.8	12.2	16	3415/3085
LT305/55R20	125/122	Q	12	33.2	12.4	16	3640/3305
33X12.50R22LT	114	Q	12	32.5	12.5	18	2600
35X12.50R22LT	121	Q	12	34.5	12.5	18	3195
35X12.50R24LT	117	Q	10	34.5	12.5	18	2835
37X13.50R24LT	124	Q	12	36.5	13.6	18	3525

All X COMP X/T'S COVERED BY U.S. PATENT NO: D973,576 S





XCOMP A/T

THE A/T TREAD AREA IS AN AGGRESSIVE DESIGN, YET SUITABLE FOR EVERYDAY DRIVING, CONDITIONS WITH ALL-SEASON AND 3 PEAK SNOWFLAKE RATINGS!

HIGH PERFORMANCE COMPOUND

SNOW FLAKE QUALIFIED TREAD FEATURES ENHANCED SIPING AND AN ADVANCED COMPOUND THAT OFFERS EXCELLENT WET AND DRY TRACTION, AS WELL AS CERTIFIED TRACTION IMPROVEMENTS ON SNOW AND ICE.

ANGLED GROOVES AND Z-SHAPED SIPES

ANGLED LATERAL AND LONGITUDINAL GROOVE STRUCTURE PROMOTES BETTER DRAINAGE FOR IMPROVED BRAKING AND HANDLING ON WET, SOGGY SURFACES. THE DEEP TWO-STEP SLOTS ON SHOULDER BLOCKS HAVE THE SAME SERVICE LIFE AS THE TREAD.

PUNCTURE RESISTANT SHOULDERS

THE FULLY-WRAPPED SHOULDER HAS A ROUGH VISUAL SENSE AND FUNCTIONALITY PREVENT SHARP CUTS, SCRATCHES, AND IMPACT DAMAGE. IN ADDITION, IT PROVIDES ADDITIONAL TRACTION IN MUDDY AND SNOWY CONDITIONS.



XCOMP A/T



*60,000 MILEAGE WARRANTY FOR P METRIC SIZES

A/T FEATURES AND SIDEWALL DESIGN

- THE X COMP A/T DELIVERS THE RELIABILITY AND HIGH PERFORMANCE FOR DAILY DRIVING.
- THE SUPERIOR ENGINEERING AND DURABLE CONSTRUCTION ALSO GIVES THE A/T THE VERSATILITY TO BE DRIVEN AGGRESSIVELY ON ANY TERRAIN.
- THE TIRE CASING HAS TWO FULL PLYS OF POLYESTER WITH FULL SIDEWALL TURN UP, TO ENABLE A MORE COMFORTABLE RIDE, YET VERY STRONG AND DURABLE.
- THE TREAD AREA IS AN AGGRESSIVE DESIGN, YET SUITABLE FOR EVERYDAY DRIVING CONDITIONS.
- THE A/T IS VERY QUIET WITH A SMOOTH CONTROLLED RIDE, BOTH ON AND OFF ROAD.
- 100% FREE REPLACEMENT, 30 DAY SATISFACTION WARRANTY
- FREE ROAD HAZARD PROTECTION
- 55,000 MILE WARRANTY (60,000 FOR P METRIC SIZES)
- 3 PEAK SNOW RATED!





A/T | 37X13.50R17LT

XCOMP
PERFORMANCE TIRES

**RACE
PROVEN
TIRES**



XCOMP A/T SIZES AND SPECS

TIRE SIZE	LOAD INDEX (S/D)	SPEED SYMBOL	PLY	OVERALL DIAMETER (IN)	SECTION WIDTH (IN)	TREAD DEPTH (32NDS)	LOAD CAPACITY (S/D) LBS
LT245/75R16	120/116	S	10	30.5	9.8	15	3085/2755
LT265/75R16	123/120	R	10	31.7	10.5	15	3415/3085
LT285/75R16	126/123	Q	10	32.8	11.3	16	3750/3415
33X12.50R17LT	126	Q	10	32.5	12.5	16	3750
35X12.50R17LT	126	Q	10	34.5	12.5	16	3750
37X13.50R17LT	131	Q	10	36.5	13.6	16	4300
40X13.50R17LT	131	Q	10	39.5	13.6	16	4300
LT235/80R17	120/117	R	10	31.8	9.3	15	3042/2835
LT245/75R17	121/118	S	10	31.5	9.8	15	3195/2910
LT285/75R17	128/125	S	10	33.9	11.3	16	3970/3640
LT315/70R17	121/118	S	10	34.4	12.7	16	3195/2910
P265/70R17	113	S	-	31.7	10.7	13	2535
LT265/70R17	123/120	S	10	31.7	10.7	16	3195/2910
LT285/70R17	126/123	Q	10	32.8	11.5	16	3195/2910
33X12.50R18LT	118	Q	10	32.5	12.5	16	2910
35X12.50R18LT	123	T	10	34.5	12.5	16	3415
LT265/70R18	124/121	Q	10	32.6	10.7	16	3525/3195
LT275/65R18	123/120	Q	10	32.1	11.0	16	3415/3085
LT275/70R18	125/122	S	10	33.2	11.0	16	3640/3305
LT285/65R18	125/122	S	10	32.6	11.5	16	3640/3305
LT295/70R18	129/126	S	10	34.3	11.8	16	4080/3750
33X12.50R20LT	114	Q	10	32.5	12.5	16	2600
35X12.50R20LT	121	T	10	34.5	12.5	16	3195
37X12.50R20LT	126	Q	10	36.5	12.5	16	3750
37X13.50R20LT	127	Q	10	36.5	13.6	16	3860
40X13.50R20LT	128	Q	10	39.5	13.6	16	3970
LT265/60R20	121/118	S	10	32.5	10.7	16	3195/2910
P275/55R20XL	117	T	-	31.9	11.2	13	2835
LT275/55R20	120/117	S	10	31.9	11.2	16	3085/2835
LT275/65R20	126/123	S	10	34.1	11.0	15	3750/3415
LT285/55R20	122/119	Q	10	32.4	11.7	16	3305/3000
LT285/65R20	127/124	Q	10	34.6	11.5	16	3860/3525
LT295/65R20	129/126	S	10	35.1	11.8	16	4080/3750
LT305/55R20	125/122	Q	12	33.2	12.4	16	3640/3305
LT325/60R20	126/123	R	10	35.4	13	16	3750/3415
P285/45R22XL	114	H	-	32.1	11.2	13	2601



EXPERIENCE THE DIFFERENCE



***X COMP® PERFORMANCE TIRES
DELIVER THE RELIABILITY FOR
DAILY DRIVING. THE SUPERIOR
ENGINEERING AND DURABLE
CONSTRUCTION ON OUR OFF-
ROAD TIRES ALSO GIVES
THE VERSATILITY TO BE DRIVEN
AGGRESSIVELY ON ANY
TERRAIN. NEVER COMPROMISE!***

**RACE
PROVEN
TIRES**





H/P | FRONT: 265/35ZR21 REAR: 325/30ZR21



XCOMP H/P

THE H/P STREET TIRE WAS DESIGNED TO EXCEED THE EXPECTATIONS OF VARIOUS APPLICATIONS INCLUDING STREET DRIVING, TRACK DAYS, AND DRIFTING.

HIGH PERFORMANCE COMPOUND

MOTORSPORT-GRADE CAP COMPOUND THAT MAINTAINS GRIP AS THE TIRE TEMPERATURES HEIGHTEN. LARGE CONTACT PATCH REDUCES SLIP UNDER HEAVY ACCELERATION AND HARD CORNERING THUS INCREASING SUSTAINABLE G-FORCES UNDER LOAD.

SUPERIOR ENGINEERING

TWO LAYERS OF POLYESTER CARCASS PROVIDES A STRONG CASING FOR QUICK STEERING RESPONSE AND UNSURPASSED HANDLING PERFORMANCE.

UNIFORM CONSISTENCY

TWIN INNER GROOVES AND CROSS PATCH SIPING GENERATES POSITIVE FEEDBACK AND TRACTION DURING INCLEMENT WEATHER BY DISPERSING WATER ON IMPACT.



XCOMP H/P



INNER AREA
Twin inner grooves and cross patch siping generates positive feedback and traction during inclement weather by dispersing water on impact.

OUTER AREA
Large contact patch reduces slip under heavy acceleration and hard cornering thus increasing sustainable g-forces under load.



SIZE	245 - 355
ASPECT RATIO	25 - 35
RIMS	18 - 21
SPEED INDEX	Y - (Y)
UTQG	200 AA A





H/P | FRONT: 255/30ZR20 XL REAR: 355/25ZR21 XL



XCOMP H/P SIZES AND SPECS

TIRE SIZE	OVERALL DIAMETER (IN)	SECTION WIDTH (IN)	TREAD DEPTH (32NDS)	LOAD CAPACITY (S/D) LBS
245/40ZR18 97Y XL	25.7	9.8	1609	9
265/35ZR18 97Y XL	25.3	10.7	1609	9
275/35ZR18 99Y XL	25.6	10.9	1709	9
315/30ZR18 99Y XL	25.5	12.6	1709	9
245/35ZR19 93Y XL	25.8	9.8	1433	10
295/35ZR19 104Y XL	27.1	11.9	1984	10
305/35ZR19 102Y SL	27.4	12.3	1874	10
315/30ZR19 100Y SL	26.5	12.6	1764	10
245/30ZR20 90Y XL	25.8	9.8	1323	10
245/35ZR20 95Y XL	26.8	9.8	1521	10
255/30ZR20 92Y XL	26.1	10.2	1389	10
265/35ZR20 99Y XL	27.3	10.7	1709	10
275/35ZR20 102Y XL	27.6	10.9	1874	10
305/30ZR20 103Y XL	27.2	12.3	1929	10
315/35ZR20 110Y XL	28.7	12.6	2337	10
345/30ZR20 106Y SL	28.2	13.8	2094	10
265/35ZR21 101Y XL	28.3	10.7	1819	10
305/30ZR21 104Y XL	28.2	12.3	1984	10
325/25ZR21 102Y XL	27.4	13.2	1874	10
325/30ZR21 108Y XL	28.7	13	2205	10
355/25ZR21 107Y XL	28	14.4	2149	10

UTQG 200 AA A



PERFORMANCE GUARANTEED®



H/P | FRONT: 265/35ZR21 XL REAR: 325/30ZR21 XL



WE DIDN'T INVENT TIRES, WE JUST MAKE THEM BETTER®



[XCOMPTIRES.COM](https://www.xcomptires.com)



800.944.8414



@XCOMP_TIRES



XCOMP ATR



THE ATR TIRES ARE BUILT FOR ALL ATV/UTV RECREATIONAL VEHICLES. THEY ARE DESIGNED WITH TWO PLY SIDEWALLS FOR MAXIMUM FLEXIBILITY AND CONTACT IN ALL TYPES OF TERRAINS. OUR ATR TIRES ARE RACE PROVEN!

HIGH PERFORMANCE COMPOUND

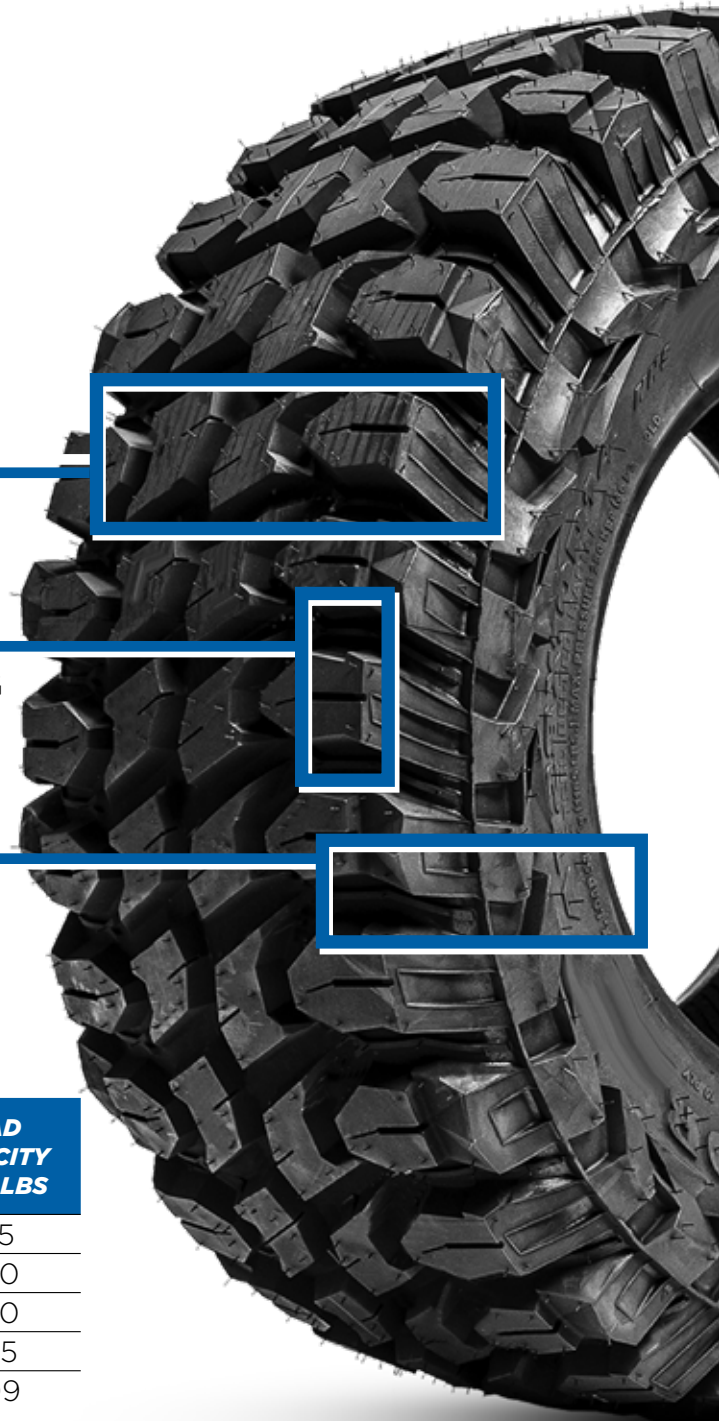
FEATURES IMPROVED WET AND DRY TRACTION AS WELL AS EXCELLENT WEAR AND TEAR RESISTANCE ESPECIALLY IN OFF-ROAD CONDITIONS.

TREAD BLOCK CORNERS

CONTOURED CORNERS OF THE INNER RIB BLOCKS GIVE INCREASED DRIVING STABILITY ON UNPAVED ROAD CONDITIONS. RIB BLOCK DESIGNED FOR EFFECTIVE SELF-CLEANING.

SHOULDER/SIDEWALL

AGGRESSIVE TREAD AND SIDEWALL DESIGN ENHANCES TRACTION IN ALL OFF-ROAD CONDITIONS. REINFORCED SHOULDER GROOVES ADD ADDITIONAL PERFORMANCE WITHOUT COMPROMISING TREAD BLOCK STIFFNESS.



TIRE SIZE	LOAD INDEX (S/D)	SPEED SYMBOL	PLY	OVERALL DIAMETER (IN)	SECTION WIDTH (IN)	TREAD DEPTH (32NDS)	LOAD CAPACITY (S/D) LBS
28X10R14	86	N	10	28	10	20	1165
30X10R14	90	N	10	30	10	20	1320
32X10R14	95	N	10	32	10	20	1520
32X10R15	94	N	10	32	10	20	1475
35X10R15	97	N	10	34.5	10	18	1609



NEVER COMPROMISE[®]

XCOMP
PERFORMANCE TIRES

**RACE
PROVEN
TIRES**







XCOMP A/T ATR



THE A/T ATR TIRES ARE BUILT FOR ALL ATV/UTV RECREATIONAL VEHICLES. THE END RESULT IS A UTV TIRE THAT IS STRONG, STABLE, AND EXTREMELY DURABLE. A/T ATR TIRES ARE RACE PROVEN!

HIGH PERFORMANCE COMPOUND

FEATURES IMPROVED WET AND DRY TRACTION AS WELL AS EXCELLENT WEAR AND TEAR RESISTANCE ESPECIALLY IN OFF-ROAD CONDITIONS.

ANGLED GROOVES AND Z-SHAPED SIPES

THE ULTIMATE RACE TIRE, THE A/T ATR HAS AN ANGLED LATERAL AND LONGITUDE GROOVE STRUCTURE TO PROMOTE BETTER DRAINAGE FOR IMPROVED BREAKING AND HANDLING ON ALL TERRAINS AND IN ALL WEATHER CONDITIONS. PERFECT FOR BOTH RACING AND TRAIL USE.

PUNCTURE RESISTANT SHOULDER AREA

THE FULLY WRAPPED A/T ATR SHOULDER HAS A ROUGH VISUAL SENSE AND FUNCTIONALITY THAT PREVENTS SHARP CUTS, SCRATCHES, AND IMPACT DAMAGE. THE A/T ATR ALSO PROVIDES ADDITIONAL TRACTION IN MUDDY AND SNOWY CONDITIONS.



TIRE SIZE	LOAD INDEX (S/D)	SPEED SYMBOL	PLY	OVERALL DIAMETER (IN)	SECTION WIDTH (IN)	TREAD DEPTH (32NDS)	LOAD CAPACITY (S/D) LBS
33X10R15	95	N	10	32.5	10.0	15	1521
35X10R15	97	N	10	34.5	10.0	15	1609







XCOMP
PERFORMANCE TIRES

**RACE
PROVEN
TIRES**

NEVER COMPROMISE®




XCOMPTIRES.COM



800.944.8414



@XCOMP_TIRES



XCOMP R/S



THE R/S OFFERS THE LIGHTEST WEIGHT OPTION WITH A STRONG AND DURABLE RACE COMPOUND. THE R/S WAS BUILT SPECIFICALLY FOR UTV RACERS WITH THE FEEDBACK AND TESTING PROVIDED BY OUR X COMP® BRAND AMBASSADOR TEAM.

HIGH PERFORMANCE DESIGN

CUTTING EDGE CONSTRUCTION AND TREAD DESIGN GIVES THE X COMP® R/S THE LIGHTEST WEIGHT OPTION IN THE ENTIRE UTV MARKET.

SUPERIOR SHOULDER

THE TIRE SHOULDER INCORPORATES X COMP'S® PROVEN AGGRESSIVE AND FUNCTIONAL DESIGN, GIVING RACERS THE PROTECTION AND TRACTION REQUIRED FOR SUPERIOR PERFORMANCE.

RACE PROVEN DESIGN

THE X COMP® R/S HAS A STRONG AND DURABLE COMPOUND WITH DECREASED WEIGHT TO GIVE RACERS THE EXTRA COMPETITIVE EDGE.



TIRE SIZE	LOAD INDEX (S/D)	SPEED SYMBOL	PLY	OVERALL DIAMETER (IN)	SECTION WIDTH (IN)	TREAD DEPTH (32NDS)	LOAD CAPACITY (S/D) LBS
33X9.5R15	95	N	10	32.5	9.4	15	1521







XCOMP
PERFORMANCE TIRES

**RACE
PROVEN
TIRES**

NEVER COMPROMISE®



XCOMPTIRES.COM



800.944.8414



@XCOMP_TIRES



XCOMP GOLF X/T



WITH A LEADING-EDGE DESIGN AND TREAD PATTERN, THE X COMP® GOLF X/T OFFERS AN AGGRESSIVE DESIGN WHILE ALSO BEING TURF FRIENDLY FOR THE GOLF COURSE. MAJOR PERFORMANCE FOR A MAJOR CHAMPION!

- TURF FRIENDLY DESIGN THAT IS EXTREMELY QUIET
- REDUCED SLIPPAGE ON GRASS AND WET SURFACES
- STEEL-BELTED RADIAL CONSTRUCTION FOR IMPROVED HANDLING AND PERFORMANCE
- EXCELLENT DURABILITY AND TREAD LIFE
- ALL X COMP® GOLF X/T'S COVERED BY U.S. PATENT NO.: D973,576 S



TIRE SIZE	SPEED SYMBOL	PLY	OVERALL DIAMETER (IN)	SECTION WIDTH (IN)	TREAD DEPTH (32NDS)	LOAD CAPACITY (LBS)
22X11R12	J	4	22	11.1	9	640
23X10R12	J	4	23	10	9	805
205/35R12	N	4	17.7	8.3	9	739
215/40R12	N	4	18.8	8.6	9	739
215/50R12	N	4	20.5	8.6	9	937
23X10R14	F	4	23	10	9	992
205/35R14	F	4	19.6	8.3	9	853
205/50R15	N	4	23.1	8.4	9	1168
23X10R15	J	4	23	10	9	760








XCOMP GOLF X/T



COMPARISON CHART

SEE WHY THE X COMP GOLF X/T IS THE BEST STEEL-BELTED RADIAL GOLF CART TIRE ON THE MARKET!



Golf Cart Tire 	DOT 	Turf Friendly 	Off-Road 	Noise 
X COMP GOLF X/T	✓	✓	✓	QUIET
GPLR	✓	✗	✓	LOUD
RHOX ROAD HAWK	✓	✓	✗	QUIET
RHOX MOJAVE	✓	✗	✓	LOUD
KENDA KRUZER	✓	✓	✗	QUIET
GTW NOMAD	✓	✗	✓	LOUD
GTR FUSION	✓	✓	✗	QUIET







MAJOR PERFORMANCE FOR A MAJOR CHAMPION!



XCOMP
PERFORMANCE TIRES

JON RAHM
2023 MASTERS CHAMPION
2021 US OPEN CHAMPION

PERFORMANCE GUARANTEED®



XCOMPTIRES.COM



800.944.8414



@XCOMP_TIRES

XCOMP H/P AS1 SIZES AND SPECS

TIRE SIZE	LOAD INDEX	OVERALL DIAMETER (IN)	SECTION WIDTH (IN)	TREAD DEPTH (32NDS)	LOAD CAPACITY (S/D) LBS
185/65R15 SL	88H	24.5	7.4	10	1235
195/65R15 SL	91H	25.0	7.9	10	1356
205/65R15 SL	94H	25.5	8.2	10	1477
205/55ZR16 SL	91W	24.9	8.4	10	1356
205/60R16 SL	92H	25.7	8.2	10	1389
205/65R16 SL	95H	26.5	8.2	10	1521
215/55ZR16 SL	93W	25.3	8.9	10	1433
215/60R16 SL	95V	26.1	8.7	10	1521
215/65R16 SL	98H	27.0	8.7	10	1653
225/60R16 SL	98H	26.6	9.0	10	1653
205/50ZR17 XL	93W	25.1	8.4	10	1433
215/45ZR17 XL	91W	24.7	8.4	10	1356
215/50R17 XL	95V	25.5	8.9	10	1521
215/55ZR17 XL	98W	26.3	8.9	10	1653
225/45ZR17 XL	94W	25.0	8.9	10	1477
225/50ZR17 XL	98W	25.9	9.2	10	1653
225/55R17 XL	101V	26.8	9.2	10	1819
225/60R17 SL	99H	27.6	9.0	10	1709
225/65R17 SL	102H	28.5	9.0	10	1874
235/45ZR17 XL	97W	25.4	9.3	10	1609
235/50ZR17 SL	96W	26.3	9.7	10	1565
235/55R17 XL	103V	27.2	9.7	10	1929
235/65R17 XL	108V	29.1	9.5	10	2205
245/40ZR17 XL	95W	24.7	9.8	10	1521
225/40ZR18 XL	92W	25.1	9.1	10	1389
225/45ZR18 XL	95W	25.9	8.9	10	1521
225/50ZR18 SL	95W	26.9	9.2	10	1521
235/40ZR18 XL	95W	25.4	9.5	10	1521
235/45ZR18 XL	98W	26.3	9.3	10	1653
235/50ZR18 XL	101W	27.3	9.7	10	1819
235/55ZR18 XL	104W	28.5	9.7	10	1984
245/40ZR18 XL	97W	25.7	9.8	10	1609
245/45ZR18 XL	100W	26.7	9.6	10	1764
225/40ZR19 XL	93W	26.1	9.1	10	1433
225/45ZR19 XL	96W	27.0	8.9	10	1565
225/55R19 SL	99H	28.8	9.2	10	1709
235/40ZR19 XL	98Y	26.4	9.5	10	1653

TIRE SIZE	LOAD INDEX	OVERALL DIAMETER (IN)	SECTION WIDTH (IN)	TREAD DEPTH (32NDS)	LOAD CAPACITY (S/D) LBS
245/35ZR19 XL	93W	25.8	9.8	10	1433
245/40ZR19 XL	98W	26.7	9.8	10	1653
245/45ZR19 XL	102W	27.7	9.6	10	1874
255/35ZR19 XL	96W	26.0	10.2	10	1565
255/45ZR19 XL	104W	28.1	10.0	10	1984
255/50R19 XL	107V	29.1	10.4	10	2149
225/30ZR20 XL	85W	25.4	9.1	10	1135
225/35ZR20 XL	90W	26.2	9.1	10	1323
235/35ZR20 XL	92Y	26.5	9.5	10	1389
245/35ZR20 XL	95W	26.8	9.8	10	1521
245/40ZR20 XL	99W	27.7	9.8	10	1709
245/45ZR20 SL	99W	28.7	9.6	10	1709
245/50R20 SL	102V	29.7	10.0	10	1874
255/35ZR20 XL	97W	27.0	10.2	10	1609
255/40ZR20 XL	101Y	28.0	10.2	10	1819
255/45ZR20 XL	105W	29.1	10.0	10	2039
255/50R20 XL	109V	30.1	10.4	10	2271
265/50R20 XL	111V	30.5	10.9	10	2403
275/30ZR20 XL	97W	26.5	10.9	10	1609
275/35ZR20 XL	102W	27.6	10.9	10	1874
275/40ZR20 XL	106W	28.7	10.9	10	2094
275/55R20 XL	117V	31.9	11.2	10	2833
315/35ZR20 XL	110W	28.7	12.6	10	2337
235/30ZR22 XL	90W	27.6	9.5	10	1323
245/30ZR22 XL	92W	27.8	9.8	10	1389
255/30ZR22 XL	95W	28.1	10.2	10	1521
265/35ZR22 XL	102W	29.3	10.7	10	1874
265/40R22 XL	106V	30.4	10.7	10	2094
285/45ZR22 XL	114W	32.1	11.2	10	2601
305/40ZR22 XL	114W	31.6	12.3	10	2601
255/30ZR24 XL	97W	30.1	10.2	10	1609
275/25ZR24 XL	96W	29.5	11.1	10	1565
295/35R24 XL	110V	32.1	11.9	10	2337
305/35R24 XL	112V	32.4	12.3	10	2469
275/25ZR26 XL	98W	31.4	11.1	10	1653
295/30ZR26 XL	107W	33.0	11.9	10	2149
305/30R26 XL	109V	33.2	12.3	10	2271

UTQG 420 AA A

XCOMP H/P AS1

THE LATEST IN ALL-SEASON PERFORMANCE JUST GOT BETTER! THIS NEW ALL-SEASON TIRE IS DESIGNED TO PERFORM AT THE HIGHEST LEVEL IN EVERY CLIMATE CONDITION. IT EXCELS IN WET AND DRY CONDITIONS WITH THE CONFIDENCE TO DRIVE SPIRITLY.

ASYMMETRIC TREAD DESIGN

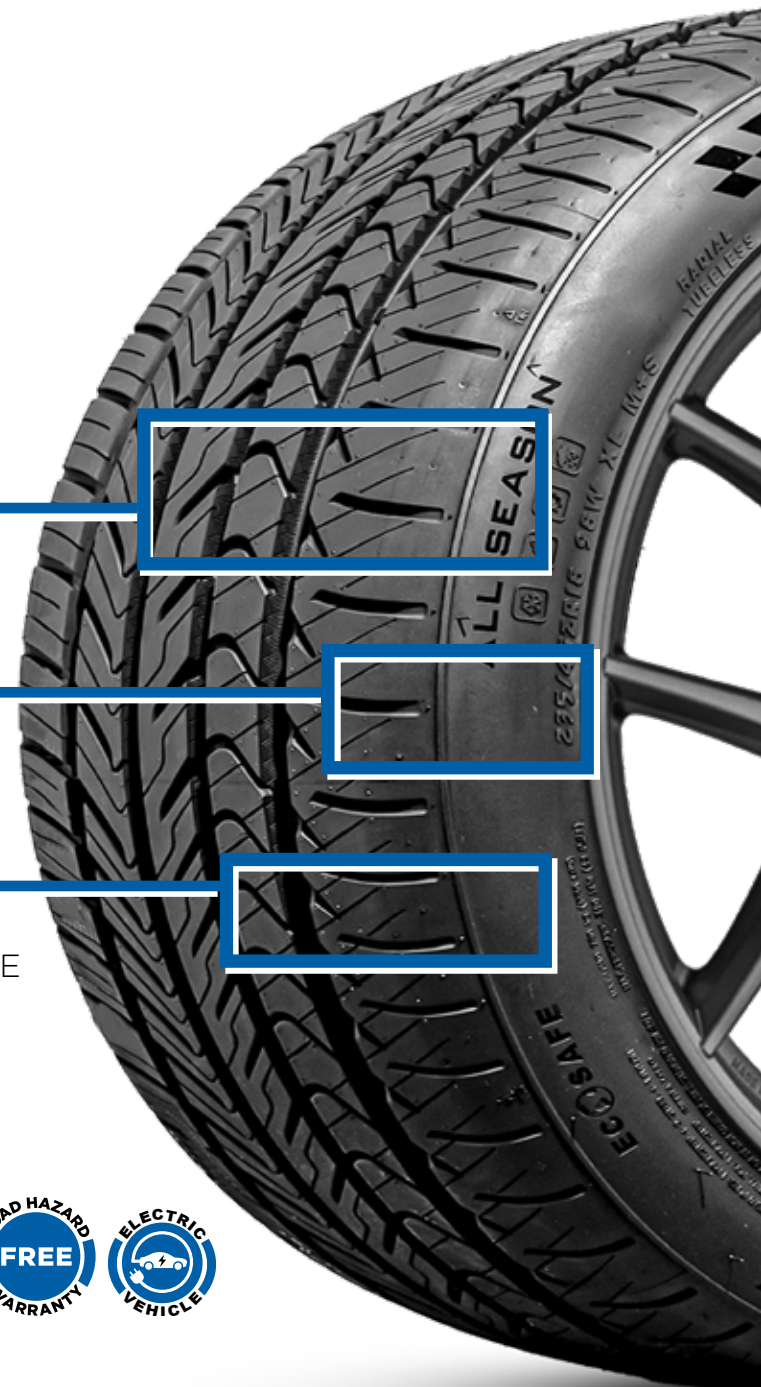
ASYMMETRIC TREAD DESIGN FOR OPTIMAL PERFORMANCE IN BOTH DRY AND WET ROAD CONDITIONS

HIGH PERFORMANCE

OPTIMIZED PERFORMANCE DESIGN: CONFIDENT CORNERING AND EXCELLENT STRAIGHT-LINE STABILITY

AS1 H/P RIDE CONTROL

OUTSTANDING RIDE CONTROL: TREAD DESIGNED FOR STABILITY AND TRACTION IN ALL-WEATHER CONDITIONS WHILE PROVIDING A QUIET RIDE



XCOMP H/T ASII SIZES AND SPECS

TIRE SIZE	LOAD INDEX (S/D)	SPEED SYMBOL	PLY	OVERALL DIAMETER (IN)	SECTION WIDTH (IN)	TREAD DEPTH (32NDS)	LOAD CAPACITY (S/D) LBS
235/75R15 XL	109	T	-	28.86	9.25	11	2271
215/70R16	100	H	-	27.87	8.7	11	1764
225/70R16	103	H	-	28.43	8.98	11	1929
235/70R16	106	T	-	28.98	9.45	11	2094
245/70R16	107	T	-	29.53	9.76	11	2149
245/75R16	111	T	-	30.47	9.76	11	2403
255/70R16	111	T	-	30.08	10.24	11	2403
265/70R16	112	T	-	30.63	10.71	11	2469
265/75R16	116	T	-	31.65	10.51	11	2756
215/60R17	96	H	-	27.17	8.7	11	1565
225/65R17	102	T	-	28.5	8.98	11	1874
235/65R17	104	H	-	29.06	9.45	11	1984
245/65R17	107	H	-	29.53	9.76	11	2149
245/70R17	110	T	-	30.55	9.76	11	2337
255/65R17	110	T	-	30.08	10.24	11	2337
255/70R17	112	T	-	31.1	10.24	11	2469
265/65R17	112	T	-	30.55	10.71	11	2469
265/70R17	115	T	-	31.65	10.71	11	2679
225/55R18	98	V	-	27.76	9.17	11	1653
225/60R18	100	V	-	28.62	8.98	11	1764
235/55R18	100	V	-	28.15	9.65	11	1764
235/60R18	103	H	-	29.09	9.45	11	1929
235/65R18	106	H	-	30.04	9.45	11	2094
245/60R18	105	H	-	29.57	9.76	11	2039
255/65R18	111	H	-	31.06	10.24	11	2403
255/70R18	113	T	-	32.09	10.24	11	2535
265/60R18	110	H	-	30.51	10.71	11	2337
265/65R18	114	T	-	31.54	10.71	11	2601

TIRE SIZE	LOAD INDEX (S/D)	SPEED SYMBOL	PLY	OVERALL DIAMETER (IN)	SECTION WIDTH (IN)	TREAD DEPTH (32NDS)	LOAD CAPACITY (S/D) LBS
265/70R18	116	H	-	32.64	10.71	11	2756
275/65R18	116	H	-	32.09	10.98	11	2756
225/55R19	99	V	-	28.78	9.17	11	1709
235/45R19 XL	99	V	-	27.36	9.29	11	1709
235/50R19	99	V	-	28.31	9.65	11	1709
235/55R19 XL	105	V	-	29.17	9.65	11	2039
245/55R19	103	V	-	29.65	9.96	11	1929
255/60R19	109	H	-	31.06	10.24	11	2271
235/55R20	102	V	-	30.16	9.65	11	1874
245/50R20	102	V	-	29.69	9.96	11	1874
255/50R20 XL	109	V	-	30.08	10.43	11	2271
255/55R20 XL	110	V	-	31.02	10.43	11	2337
265/50R20	107	V	-	30.47	10.91	11	2149
275/50R20	109	H	-	30.87	11.18	11	2271
275/55R20 XL	117	T	-	31.89	11.18	11	2833
275/60R20	115	T	-	32.99	10.98	11	2679
285/45R22 XL	114	H	-	32.09	11.22	11	2601
LT215/85R16	115/112	S	10	30.39	8.5	14	2680/2470
LT225/75R16	115/112	S	10	29.29	8.78	14	2680/2470
LT235/85R16	120/117	S	10	31.73	9.25	14	3085/2755
LT245/75R16	120/117	S	10	30.47	9.76	14	3085/2755
LT265/75R16	123/120	S	10	31.65	10.51	14	3415/3085
LT235/80R17	120/117	S	10	31.81	9.25	14	3085/2835
LT245/70R17	119/116	S	10	30.55	9.76	14	3000/2755
LT245/75R17	121/118	S	10	31.5	9.76	14	3195/2910
LT265/70R17	123/120	S	10	31.65	10.71	14	3415/3085
LT275/65R18	123/120	S	10	32.09	10.98	14	3415/3085
LT275/70R18	125/122	S	10	33.19	10.98	14	3640/3305
LT275/65R20	126/123	S	10	32.09	10.98	14	3750/3415

XCOMP H/T ASII

LIGHT TRUCK AND SUV OWNERS CAN NOW HIT THE HIGHWAY WITH CONFIDENCE DURING ALL WEATHER CONDITIONS. THE H/T ASII HAS THE PERFORMANCE AND LONGEVITY TO GET YOU WHERE YOU ARE HEADED SAFELY. THE SUPERB BLEND OF A QUIET RIDE, LONG TREAD LIFE, AND ALL-SEASON PERFORMANCE IS UNMATCHED.

HIGH PERFORMANCE DESIGN

DESIGNED TO ENHANCE PERFORMANCE FOR A WIDE RANGE OF CUV, SUV, AND LIGHT TRUCKS. LONG TREAD LIKE COMBINED WITH BALANCED ON-ROAD PERFORMANCE.

DEEP SIPING/GROOVES

FULL-DEPTH SIPING FOR EXCEPTIONAL ALL-WEATHER TRACTION AND WIDE CIRCUMFERENTIAL GROOVES ALLOWS RAPID WATER EVACUATION PROVIDING EXCELLENT HYDROPLANING RESISTANCE.

LARGE TREAD BLOCKS

LARGE TREAD BLOCKS INCREASES THE CONTACT AREA, IMPROVING OVERALL HANDLING AND TREADWEAR.



*60,000 MILEAGE WARRANTY FOR P METRIC SIZES



XCOMP TIRES.COM



800.944.8414



@XCOMP_TIRES





- JAN 18 KING OF THE HAMMERS** JOHNSON VALLEY, CA
- JAN 21 PGA SHOW** ORLANDO, FL
- FEB 24 FUEL FEST SOUTH FLORIDA** WEST PALM BEACH, FL
- MAR 08 MINT 400** LAS VEGAS, NV
- MAR 20 OVERLAND ADVENTURE/POWER SPORTS SHOW** POMONA, CA
- APR 20 FUEL FEST DALLAS/FT. WORTH** DALLAS, TX
- MAY 17 OVERLAND EXPO WEST** FLAGSTAFF, AZ
- JUN 3 FUEL FEST L.A.** LOS ANGELES, CA
- JUN 25 PIKES PEAK HILL CLIMB** COLORADO SPRINGS, CO
- AUG 23 OVERLAND EXO MOUNTAIN WEST** LOVELAND, CO
- AUG 31 FUEL FEST JAPAN** TOKYO, JAPAN
- SEP 14 FUEL FEST MID-ATLANTIC** MILLVILLE, NJ
- SEP 23 SANDS SPORTS SUPER SHOW** COSTA MESA, CA
- OCT 3 OFF-ROAD EXPO CA** POMONA, CA
- OCT 10 CALIFORNIA 300** BARSTOW, CA
- OCT 21 FUEL FEST ATLANTA** HAMPTON, GA
- TBD FUEL FEST SOUTH AFRICA** CAPE TOWN, SOUTH AFRICA
- TBD SEMA** LAS VEGAS, NV
- TBD FUEL FEST PHOENIX** SCOTTSDALE, AZ

PERFORMANCE GUARANTEED®



XCOMPTIRES.COM



800.944.8414



@XCOMP_TIRES

**RACE
PROVEN
TIRES**



WHERE WILL



TAKE YOU NEXT?



ENGINEERED TO PERFECTION®



XCOMPTIRES.COM



800.944.8414



@XCOMP_TIRES

XCOMP

PERFORMANCE TIRES



[XCOMPTIRES.COM](https://www.xcomptires.com)



800.944.8414



@XCOMP_TIRES

WE DIDN'T INVENT TIRES, WE JUST MAKE THEM BETTER®